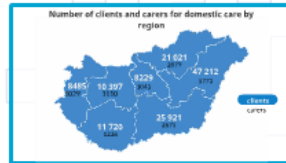


East and West

Territorial and municipal differences in Hungarian social care for elderly people

Kinga Vajda
PhD student
Semmelweis University

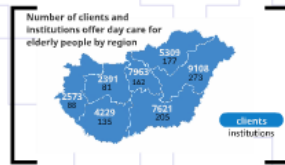


About the title

Strong, long way back territorial division between sides of Hungary: economical, health, labour market, standard of living, offered services etc.

abnormal diversity and different chances for people

Commonly held hypothesis: Circumstances are better in every way for elderly people in the western part of the country.



Region	Age 0-20	Age 20-64	Age 65+	Total
North Hungary	16,271	55,576	12,413	20,420
Central Hungary	18,471	64,511	13,311	20,713
South Hungary	17,564	77,447	16,741	24,442
Western Hungary	18,721	77,226	19,226	25,241
Eastern Hungary	17,211	28,000	31,500	24,356
Total	100,211	301,460	70,210	471,881


Summary of basic social care

- Besides social catering, domestic care is the most frequently offered service.
- It is not only for the elderly but based on social indicators, even younger people can take it.
- More than half of the clients live in the less developed eastern part of the country.
- On average 1 cares cares for 8 or more clients, except in Central Hungary there are 7 clients to 1 carer.
- Based on that the carers seem to be overloaded.

Future of caring


Basic social care can be a prerequisite to delay long-term care for the elderly.

According to data there are an outstanding differences in long-term care. Number of the clients in long-term care are going to grow in the future despite named help care.



What are the optional services in Hungary?

Are there real diversification between services and opportunities?



Thank you very much for your attention!

Kinga Vajda PhD student
Semmelweis University
Mental Health Institution
kinga.vajda@semmelweis.hu


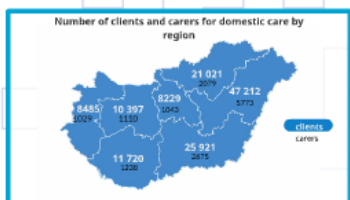
Conclusions strictly on statistical data:

- Distribution is normal compare to regions but qualities strongly depend on municipality's budget.
- Services are working, there are free beds but professionals are under pressure.
- We should dig deeper and research human, material, professional standards.

East and West

Territorial and municipal differences in Hungarian social care for elderly people

Kinga Vajda
PhD student
Semmelweis University

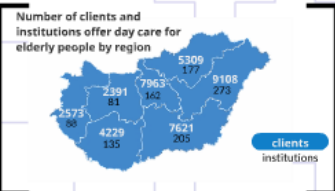


About the title

Strong, long way back territorial division between sides of Hungary: economical, health, labour market, standard of living, offered services etc.

abnormal diversity and different chances for people

Commonly held hypothesis: Circumstances are better in every way for elderly people in the western part of the country.



Population by region and age group

Region	Age: 65-69	Age: 70-79	Age: 80+	Total
Budapest	279 618	226 096	129 225	735 213
Central Hungary	249 714	93 310	42 409	285 433
North Hungary	229 227	79 545	41 504	260 772
South Hungary	155 627	55 107	46 735	157 469
West Hungary	161 514	87 128	19 192	207 834
Northwest Hungary	177 174	109 006	21 200	267 379
Average Hungary	148 247	109 158	58 098	155 744

Data: Demográfiai Yearbook 2014, 2015

Summary of basic social care

- Beside social catering, domestic care is the most frequently offered service.
- It is not only for the elderly but based on social indicators, even younger people can take it.
- More than half of the clients live in the less developed eastern part of the country.
- On average 1 carer cares for 8 or more clients, except in Central Hungary there are 7 clients to 1 carer.
- Based on that the carers seem to be overburdened.

Future of caring

Basic social care can be a prevention to delay long term care for the elders.

According to data there are no outstanding differences in long-term care. Number of the clients in long-term care are going to grow in the future, despite varied basic care.

Municipal differences

In 2015 54% of the Hungarian population live in cities.

Social Act regulate social services and define the start of new services for every settlement.

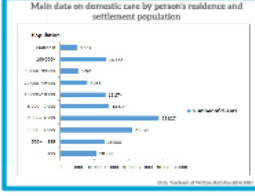
List of services are getting wider in parallel with the population of a settlement.

In cities it is easier to get services for clients.

Data: KSH, 2015

What are the optional services in Hungary?

Are there real diversification between services and opportunities?



Thank you very much for your attention!

Kinga Vajda, PhD student
Semmelweis University
Mental Health Institution
kingavajda88@gmail.com

Conclusions strictly on statistical data:

- Distribution is normal compare to regions but qualities strongly depend on municipality's budget.
- Services are working; there are free beds but professionals are under pressure.
- We should dig deeper and research human, material, professional standards.

About the title

**Strong, long way back territorial division between sides of Hungary:
economical, health, labour market, standard of living, offered services etc.**

abnormal diversity and different chances for people

Commonly held hypothesis:
Circumstances are better in every way for elderly people in the western part of the country.



Population by region and age group

Regions	Age: 60-69	Age: 70-79	Age: 80+	Total
<i>Central Hungary</i>	379 418	236 996	129 201	745 615
<i>Central Transdanubia</i>	136 371	85 970	42 488	264 829
<i>Western Transdanubia</i>	129 327	78 931	41 514	249 772
<i>Southern Transdanubia</i>	122 967	77 440	40 242	240 649
<i>Northern Hungary</i>	146 734	97 328	49 192	293 254
<i>Northern Great Plain</i>	177 374	108 016	57 560	342 950
<i>Southern Great Plain</i>	168 297	109 338	58 098	335 733

Data: Demographic Yearbook 2014, HSO

What are the optional services in Hungary?

**Are there real diversification between
services and opportunities?**



Hungarian social system for the elderly people in a nutshell

Basic social services and number of 60+ clients

social catering **143 159 clients**

day care (clubs) **35 174 clients**

domestic care **122 794 clients**

alarm system-based home assistance **22 516 clients**

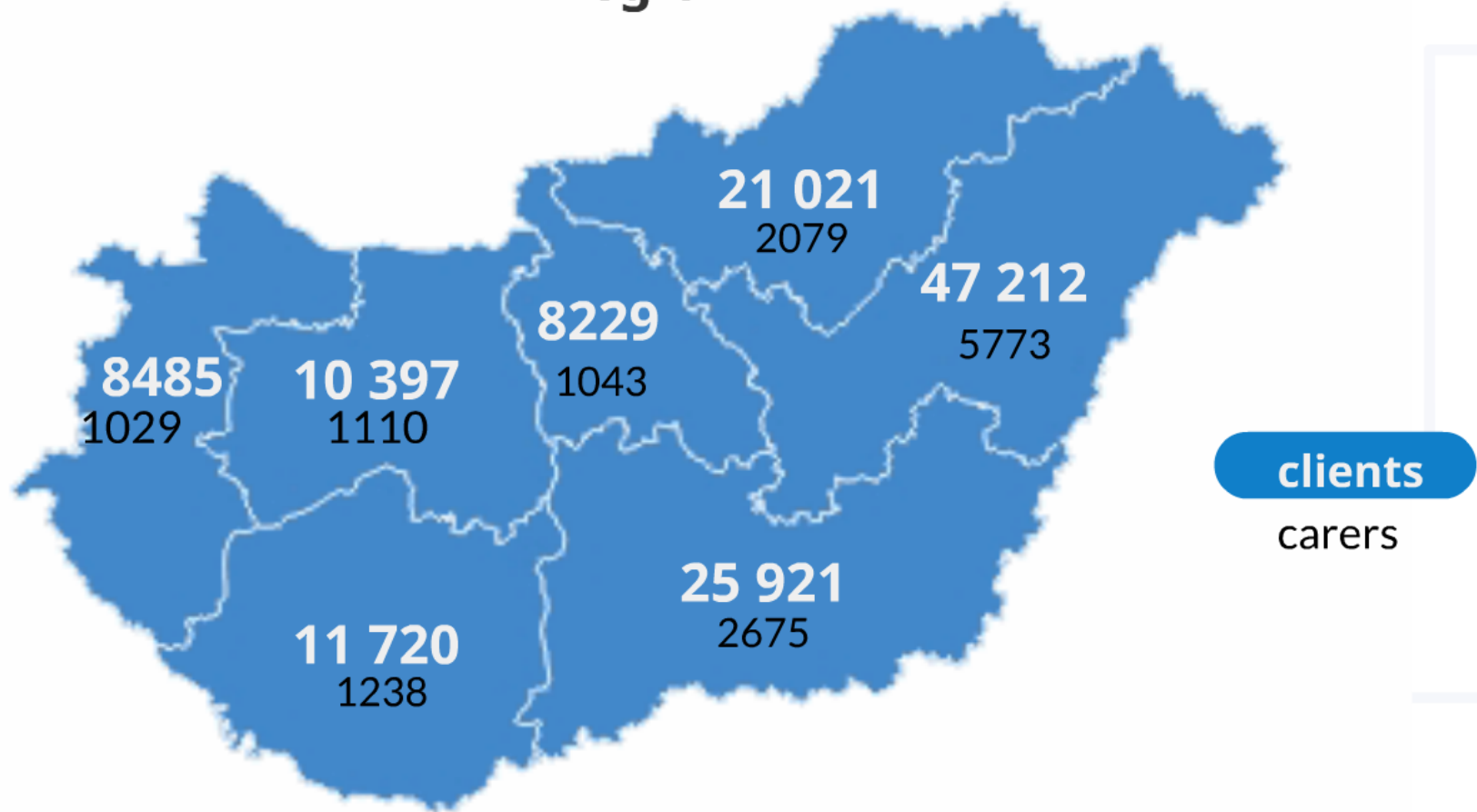
Social services with accomodation and number of 60+ clients

Home for the elderly (long-term care) **48 008 clients**

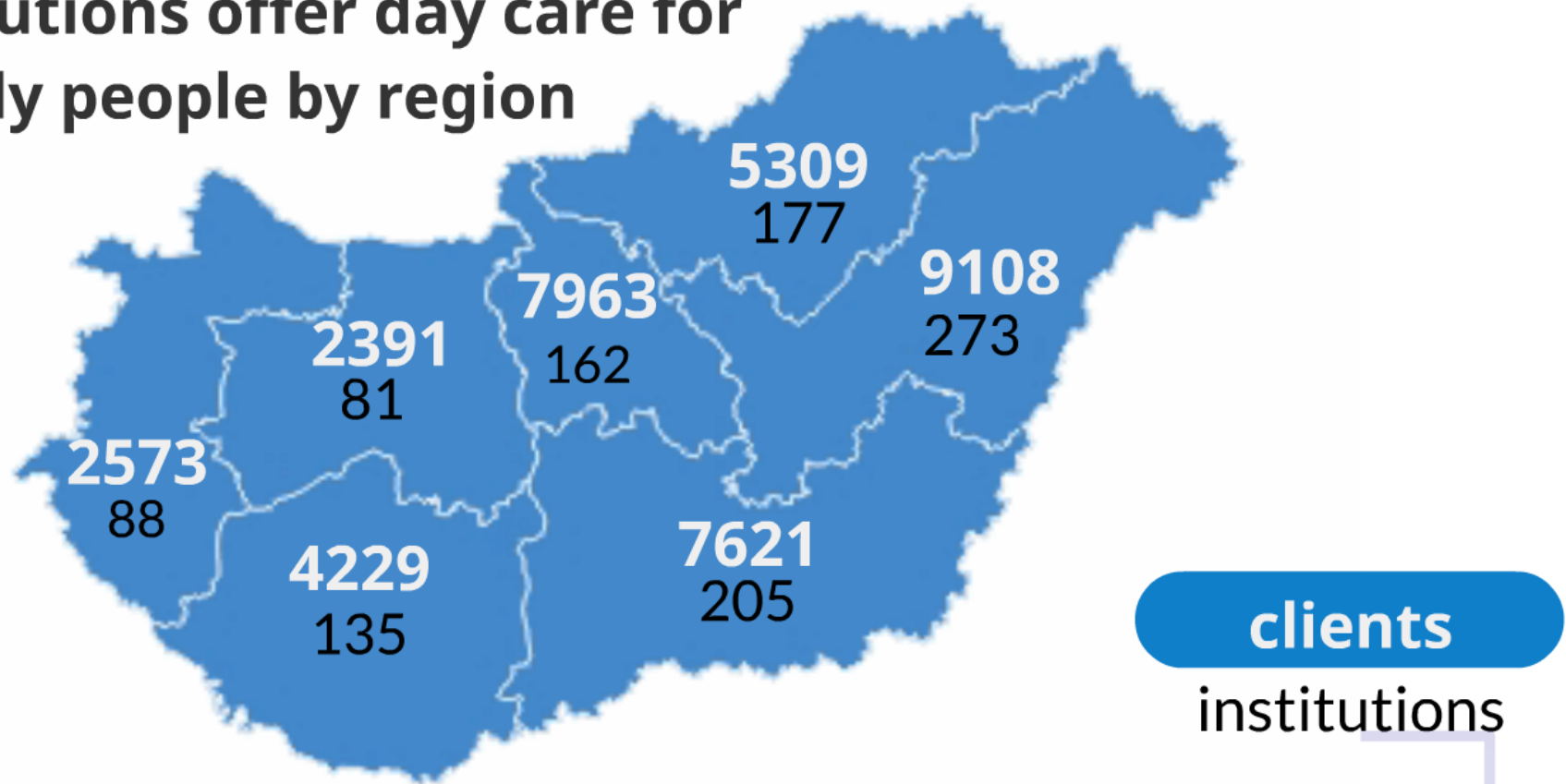
Temporary home for the elderly **2897 clients**

Data: Yearbook of Welfare Statistics
2014, HSO

Number of clients and carers for domestic care by region



Number of clients and institutions offer day care for elderly people by region



Summary of basic social care

- Beside social catering, domestic care is the most frequently offered service.
- It is not only for the elderly but based on social indicators, even younger people can take it.
- More than half of the clients live in the less developed eastern part of the country.
- On average 1 carer cares for 8 or more clients, except in Central Hungary there are 7 clients to 1 carer.
- Based on that the carers seem to be overburden.

Future of careing

Basic social care can be a prevention to delay long term care for the elders.

According to data there are no outstanding differences in long-term care.

Number of the clients in long-term care are going to grow in the future despite varied basic care.

Municipal differences

In 2015



54% of the Hungarian population live in cities.

Social Act regulate social services and define the start of new services for every settlement.

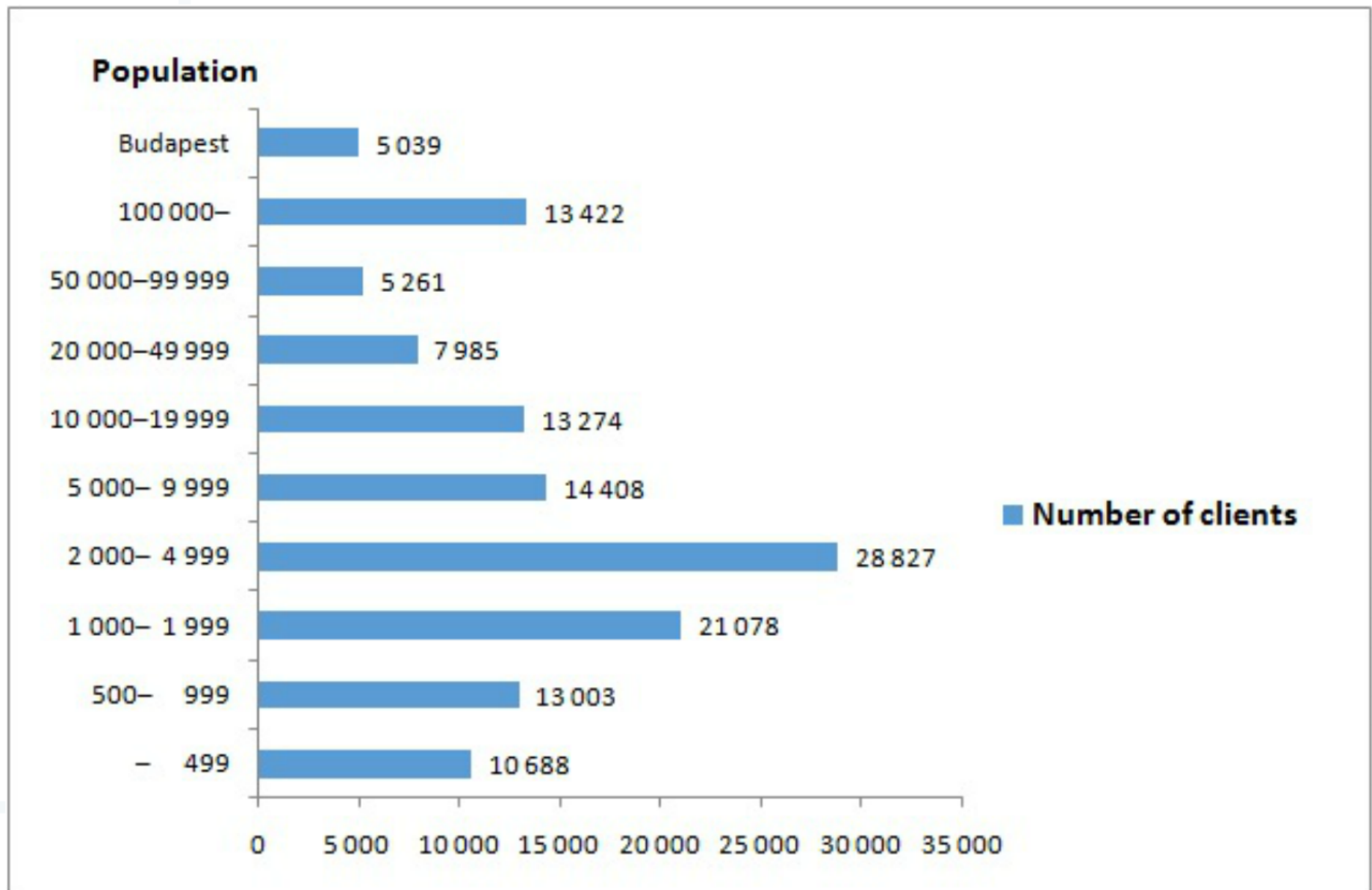
List of services are getting wider in parallel with the population of a settlement.



In cities it is easier to get services for clients.

Data: www.citypopulation.de

Main data on domestic care by person's residence and settlement population



Data: Yearbook of Welfare Statistics 2014, HSO

Conclusions strictly on statistical data:

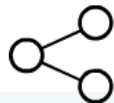
- Distribution is normal compare to regions but qualities strongly depend on municipality's budget.
- Services are working, there are free beds but professionals are under pressure.
- We should dig deeper and research human, material, professional standards.



Semmelweis Egyetem
Mentálhigiéné Intézet

Thank you very much for your attention!

Kinga Vajda PhD student
Semmelweis University
Mental Health Institution


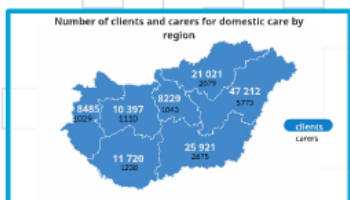


kinga.vajda88@gmail.com

East and West

Territorial and municipal differences in Hungarian social care for elderly people

Kinga Vajda
PhD student
Semmelweis University

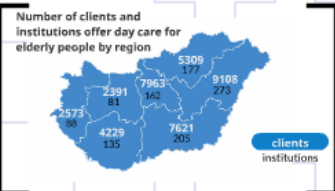


About the title

Strong, long way back territorial division between sides of Hungary: economical, health, labour market, standard of living, offered services etc.

abnormal diversity and different chances for people

Commonly held hypothesis: Circumstances are better in every way for elderly people in the western part of the country.



Region	Age 16-49	Age 50-79	Age 80+	Total
Budapest	279 418	246 096	129 225	754 739
Central Hungary	2 107 211	1 913 315	424 409	4 444 935
North Hungary	2 291 227	78 543	41 504	3 409 274
South Hungary	1 554 675	55 447	46 735	2 656 857
West Hungary	1 815 111	87 128	19 192	2 921 431
Northwest Hungary	1 717 174	108 006	21 200	2 846 380
Average Hungary	1 683 247	109 158	58 098	2 850 503

Data: Demográfiai Yearbook 2014, 2015

Summary of basic social care

- Beside social catering, domestic care is the most frequently offered service.
- It is not only for the elderly but based on social indicators, even younger people can take it.
- More than half of the clients live in the less developed eastern part of the country.
- On average 1 carer cares for 8 or more clients, except in Central Hungary there are 7 clients to 1 carer.
- Based on that the carers seem to be overburden.

Future of caring

Basic social care can be a prevention to delay long term care for the elders.

According to data there are no outstanding differences in long-term care. Number of the clients in long-term care are going to grow in the future, despite varied basic care.

Municipal differences

In 2015 54% of the Hungarian population live in cities.

Social Act regulate social services and define the start of new services for every settlement.


List of services are getting wider in parallel with the population of a settlement.

In cities it is easier to get services for clients.

Data: KSH, 2015

What are the optional services in Hungary?

Are there real diversification between services and opportunities?



Thank you very much for your attention!

Kinga Vajda, PhD student
Semmelweis University
Mental Health Institution
kingavajda88@gmail.com

Conclusions strictly on statistical data:

- Distribution is normal compare to regions but qualities strongly depend on municipality's budget.
- Services are working; there are free beds but professionals are under pressure.
- We should dig deeper and research human, material, professional standards.